

Fixed Income Investor Presentation

Q2 2023 Results

All figures are in Canadian dollars and as at June 30, 2023, unless otherwise specified.



Caution Concerning Forward Looking Statements

This presentation contains forward-looking statements regarding, among other things, Desjardins Group's business objectives and priorities, financial targets and maturity profile. These statements include, but are not limited to, observations regarding the impact of the COVID-19 pandemic on its operations, results and our financial position, as well as on economic conditions and financial markets. Such statements are typically identified by words or phrases such as "target", "objective", "believe", "expect", "count on", "anticipate", "intend", "estimate", "plan", "forecast", "aim", "propose", "should" and "may", words and expressions of similar import, and future and conditional verbs.

By their very nature, such statements involve assumptions, uncertainties and inherent risks, both general and specific. Desjardins Group cautions readers against placing undue reliance on forward-looking statements since a number of factors, many of which are beyond Desjardins Group's control and the effects of which can be difficult to predict, could influence, individually or collectively, the accuracy of the assumptions, predictions, forecasts or other forward-looking statements in this presentation. It is also possible that these assumptions, predictions, forecasts or other forward-looking statements, as well as Desjardins Group's objectives and priorities, may not materialize or may prove to be inaccurate and that actual results differ significantly. Desjardins Group cautions readers against placing undue reliance on these forward-looking statements when making decisions, given actual results, conditions, actions or future events could differ significantly from the targets, expectations, estimates or intentions advanced in them, explicitly or implicitly. Readers who rely on these forward-looking statements must carefully consider these risk factors and other uncertainties and potential events, including the uncertainty inherent in forward-looking statements.

The factors that may affect the accuracy of the forward-looking statements in this presentation include those discussed in the "Risk management" sections of Desjardins Group's most recently published annual and any subsequent quarterly MD&As, and, in particular, credit, market, liquidity, operational, insurance, strategic and reputation risk, as well as environmental or social risk, and regulatory risk. Such factors also include those related to security breaches, the housing market and household and corporate indebtedness, technological advancement and regulatory developments, including changes to liquidity and capital adequacy guidelines, and requirements relating to their presentation and interpretation, interest rate fluctuations, inflation, climate change, biodiversity loss and geopolitical uncertainty. Furthermore, there are factors related to general economic and business conditions in regions in which Desjardins Group operates; monetary policies; the critical accounting estimates and accounting standards applied by Desjardins Group; new products and services to maintain or increase Desjardins Group's market share; geographic concentration; acquisitions and joint arrangements; credit ratings; reliance on third parties; the ability to recruit and retain talent; tax risk and the COVID-19 pandemic. Other factors include interest rate benchmark reform, unexpected changes in consumer spending and saving habits, the potential impact of international conflicts on operations, public health crises, such as pandemics and epidemics, or any other similar disease affecting the local, national or global economy, as well as Desjardins Group's ability to anticipate and properly manage the risks associated with these factors despite a disciplined risk management environment.

It is important to note that the above list of factors that could influence future results is not exhaustive. Other factors could have an effect on Desjardins Group's results. Additional information about these and other factors is found in the "Risk management" sections of Desjardins Group's last annual and quarterly MD&A.

The significant economic assumptions underlying the forward-looking statements in this document are described under "Economic environment and outlook" of Desjardins Group's 2022 annual MD&A and of the MD&A for the second quarter of 2023. Readers are cautioned to consider the foregoing factors when reading this section. When relying on forward-looking statements to make decisions about Desjardins Group, they should carefully consider these factors, as well as other uncertainties and contingencies. To determine the economic growth forecasts, in general, and for the financial services sector, in particular, Desjardins Group mainly uses historical economic data provided by recognized and reliable organizations, empirical and theoretical relationships between economic and financial variables, expert judgment and identified upside and downside risks for the domestic and global economies.

Any forward-looking statements contained in this presentation represent the views of management only as at the date hereof, and are presented for the purpose of assisting readers in understanding and interpreting Desjardins Group's financial position as at the dates indicated or its results for the periods then ended, as well as its strategic priorities and objectives as considered as at the date hereof. These forward-looking statements may not be appropriate for other purposes. Desjardins Group does not undertake to update any oral or written forward-looking statements that could be made from time to time by or on behalf of Desjardins Group, except as required under applicable securities legislation.

This document does not constitute an offer to sell or solicitation of an offer to buy securities, nor will there be any sale of securities in any jurisdiction in which such offer, solicitation or sale would be unlawful.

IFRS 17, “Insurance Contracts”

Desjardins Group adopted IFRS 17, “Insurance Contracts”, as of January 1, 2023, restating comparative data for fiscal 2022. This new standard was introduced to increase transparency and the comparability of insurance companies, and may lead to volatility in Desjardins Group’s results from one period to the next. This does not, however, change the economic value created by insurance contracts. The standard only introduces changes to the presentation and timing of results, so it has no impact on the results and returns generated over the life of insurance contracts. In addition, as permitted by IFRS 17, Desjardins has elected to recognize the impact of reclassifying its insurance-related investments as at January 1, 2023, and therefore not to restate the comparative period for this item. This limits the comparability of results with the previous period. It should be noted that certain financial statement headings have been modified to reflect the new naming convention required by IFRS 17. For more information on the changes to accounting policies, please refer to Note 2, “Significant accounting policies”, to the Interim Combined Financial Statements. For more information on certain concepts introduced by IFRS 17, please refer to the glossary of terms in Desjardins Group’s MD&A for the second quarter of 2023.

Non-GAAP and other financial measures

To measure its performance, Desjardins Group uses different GAAP (IFRS) financial measures and various other financial measures, some of which are Non-GAAP financial measures. *Regulation 52-112 respecting Non-GAAP and Other Financial Measures Disclosure* (Regulation 52-112) provides guidance to issuers disclosing specified financial measures, including those used by Desjardins Group below:

- Non-GAAP financial measures;
- Non-GAAP ratios;
- Supplementary financial measures.

Non-GAAP financial measures

Non-GAAP financial measures used by Desjardins Group, and which do not have a standardized definition, are not directly comparable to similar measures used by other companies, and may not be directly comparable to any GAAP measures. Investors, among others, may find these non-GAAP financial measures useful in analyzing Desjardins Group's overall performance or financial position.

Non-GAAP ratios

Non-GAAP ratios that are used by Desjardins Group and do not have a standardized definition are not directly comparable to similar measures used by other companies, and may not be directly comparable to any GAAP measures. Regulation 52-112 states, among other things, that any ratio which has at least one non-GAAP financial measure meets the definition of a non-GAAP ratio. Non-GAAP ratios can be useful to investors in analyzing Desjardins Group's financial position or performance.

Supplementary financial measures

In accordance with Regulation 52-112, supplementary financial measures are used to show historical or expected future financial performance, financial position or cash flow. In addition, these measures are not presented in the financial statements.

Additional information on specified financial measures is incorporated by reference. It can be found in the "Non-GAAP and other financial measures" section of the MD&A for Desjardins Group's second quarter of 2023. The MD&A is available on the SEDAR+ website at www.sedarplus.com (under the *Fédération des caisses Desjardins du Québec* profile).

About DESJARDINS

7.5 million
members and clients

\$5.9 billion
total net income for the
first six months of 2023

7th largest financial
institution in Canada¹

\$895 million
surplus earnings for the
first six months of 2023

\$409.6 billion
total assets as at
June 30, 2023

20.9%²
Tier 1A
(CET1 ratio for Banks)

\$518 million³
redistributed to members
and the community in 2022

\$1.7 billion⁴
invested in the renewable energy
infrastructure sector

Desjardins climate strategy:
Net zero emissions⁵ by
2040

EUR 750 million

Covered Bond issuance
April 18, 2023

YEN 34,3 billion

Senior Debt issuance
April 24, 2023



To become everyone's #1 choice

1. By asset size.
2. In accordance with the Capital Adequacy Guideline issued by the AMF.
3. For more information about non-GAAP financial measures, see page 4.
4. Together with the Desjardins Group Pension Plan. Cumulative amount as at December 31, 2022.
5. Lending activities and our own investments in 3 key sectors: energy, transportation and real estate.

MEMBERS

210 CAISSES

Fédération
des caisses
Desjardins du
Québec

Desjardins Financial
Security Life Insurance
Company

Desjardins General
Insurance Group Inc.

Desjardins Securities
Inc.

Desjardins Global Asset
Management Inc.

Desjardins Trust Inc.

Solid capital and liquidity position

1 CET1 Ratio^{1;2}
in North America

20.9%

1 Leverage Ratio²
in North America

7.6%

Strong TLAC²

29.7%

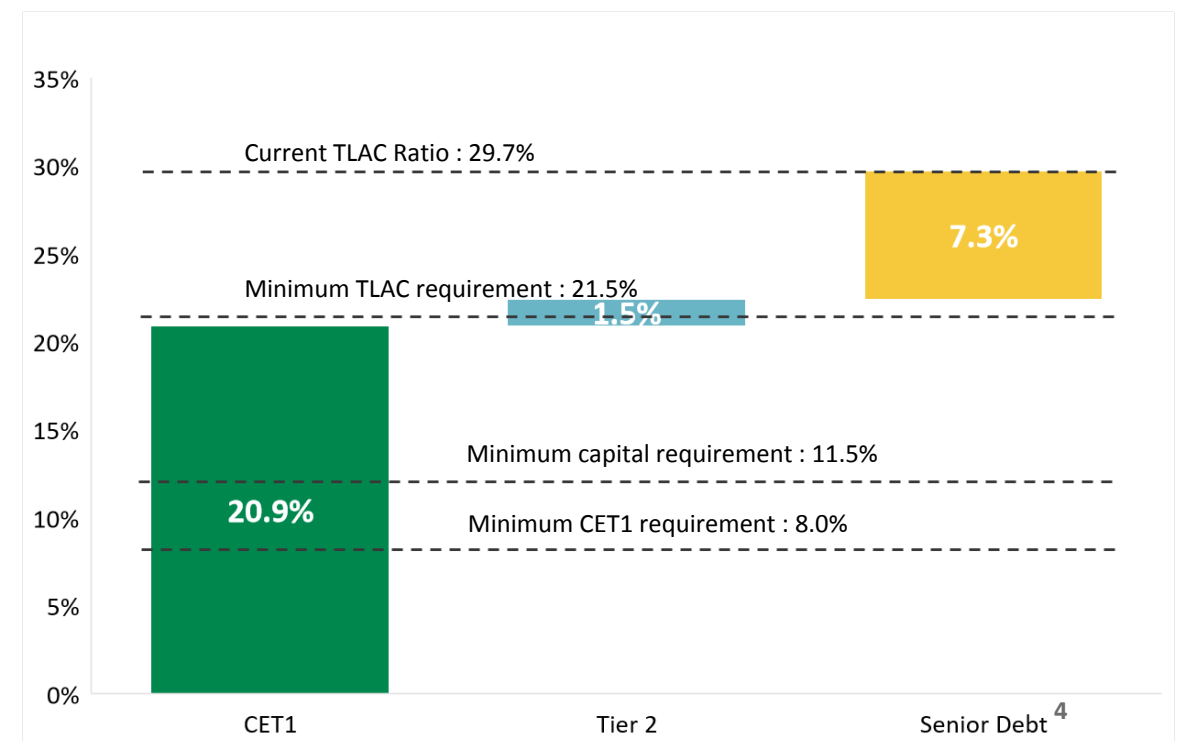
Strong Liquidity Ratios

Liquidity Coverage Ratio (LCR)	143%
Net Stable Funding Ratio (NSFR)	125%

Credit Rating Among the highest

	MOODY'S	S&P	DBRS	FITCH
Covered Bonds	Aaa			AAA
Senior medium and long-term debt ³	A1	A-	AA (low)	AA-
<i>Outlook</i>	<i>Stable</i>	<i>Stable</i>	<i>Stable</i>	<i>Stable</i>

CAPITAL RATIOS AND REQUIREMENTS

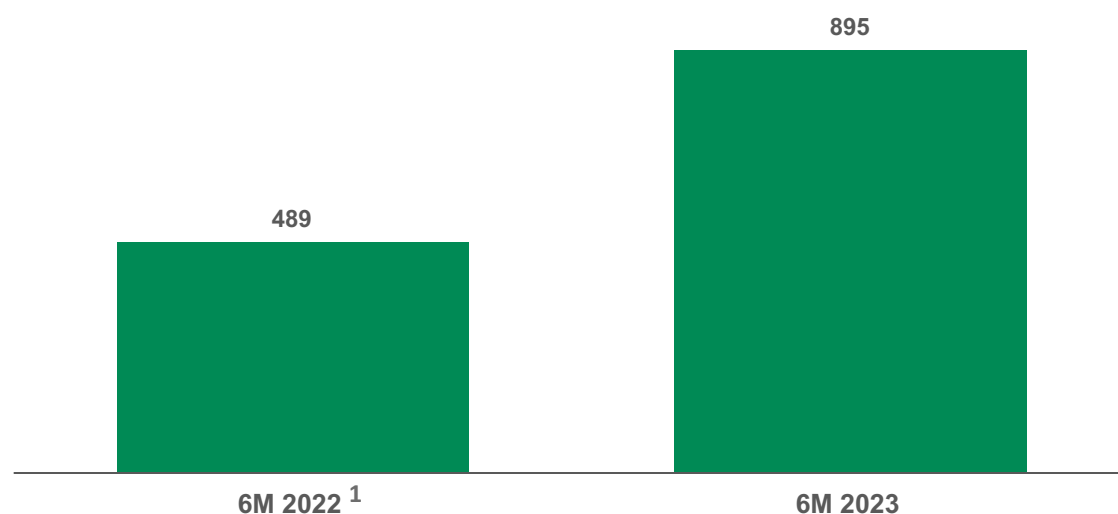


1. For the North America banks who have more than US\$60 Billion in assets.
 2. In accordance with the Capital Adequacy Guideline and the "Total Loss Absorbing Capacity Guideline" (TLAC Guideline) issued by the AMF.
 3. Includes senior medium- and long-term debt issued on or after March 31, 2019, which qualifies for the recapitalization (bail-in) regime applicable to Desjardins Group.
 4. Includes only senior debt eligible for TLAC.

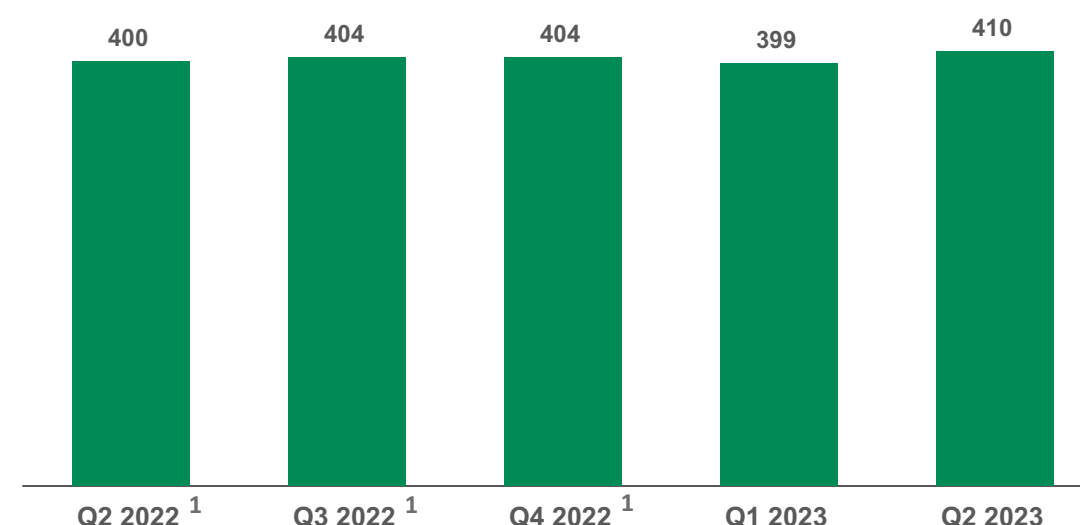
FINANCIAL RESULTS

Key Highlights

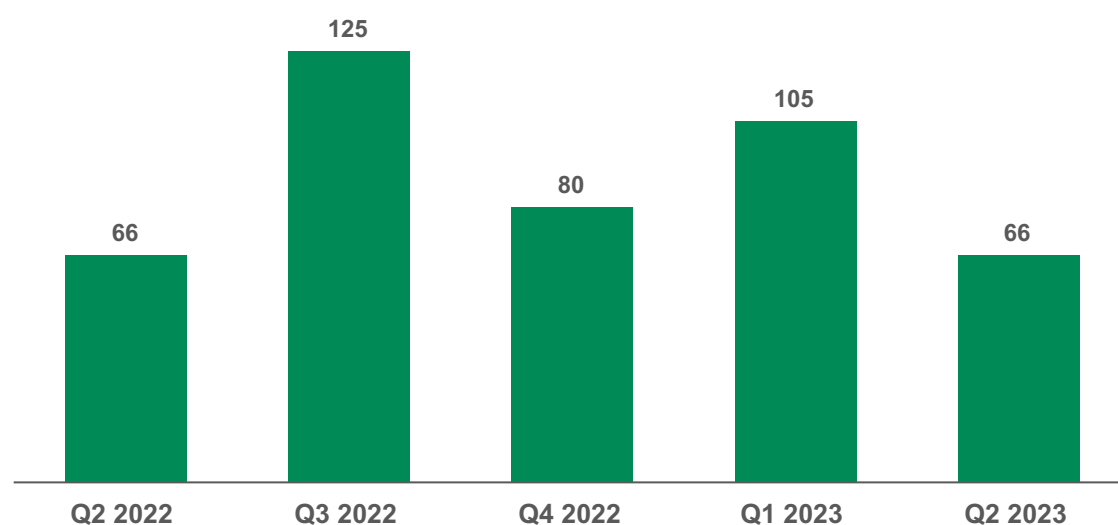
SURPLUS EARNINGS BEFORE MEMBER DIVIDENDS (\$M)



TOTAL ASSETS (\$B)



PROVISIONS FOR CREDIT LOSSES (\$M)



AWARDS AND RECOGNITION

- 1st place among self-directed brokerage firms in the ranking by J.D. Power.
- 1st largest financial cooperative group in North America according to the World Coop Monitor.
- 4th best employer in the world for women according to Forbes.
- 8th best employer in Canada according to the Glassdoor ranking.
- Named one of Canada's top employers for Young People by MediaCorp Canada.

1. Desjardins Group adopted IFRS 17, "Insurance Contracts," as of January 1, 2023, restating comparative data for fiscal 2022.

Personal and Business Services

ABOUT DESJARDINS

As at December 31, 2022

Caisses (as at June 30, 2023)	210
Points of sale	732
ATM	1,654

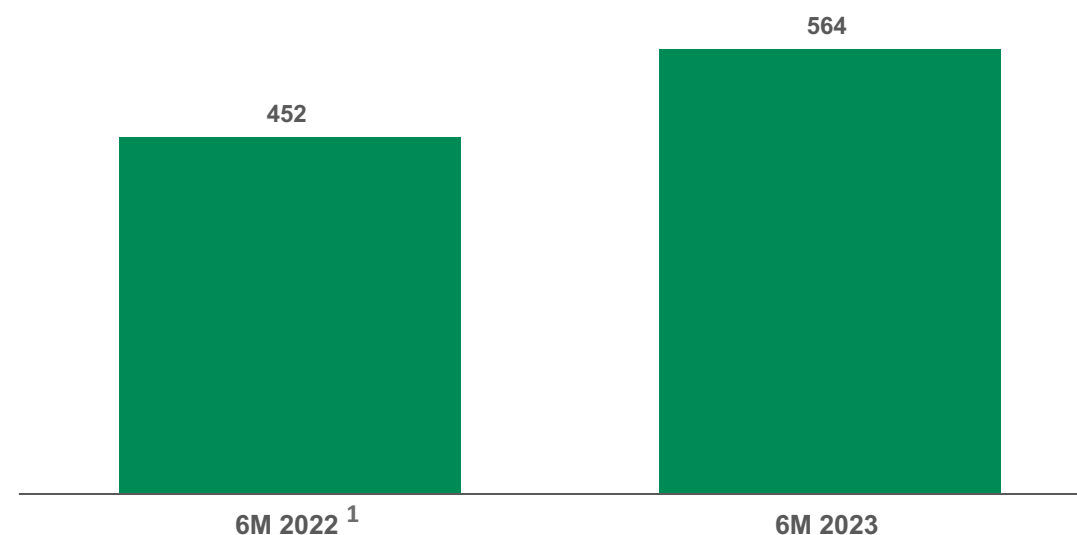
Market shares in Québec

• Agriculture credit	42%
• Personal savings	41%
• Residential mortgages	38%
• Consumer credit	26%
• Commercial & Industrial	22%

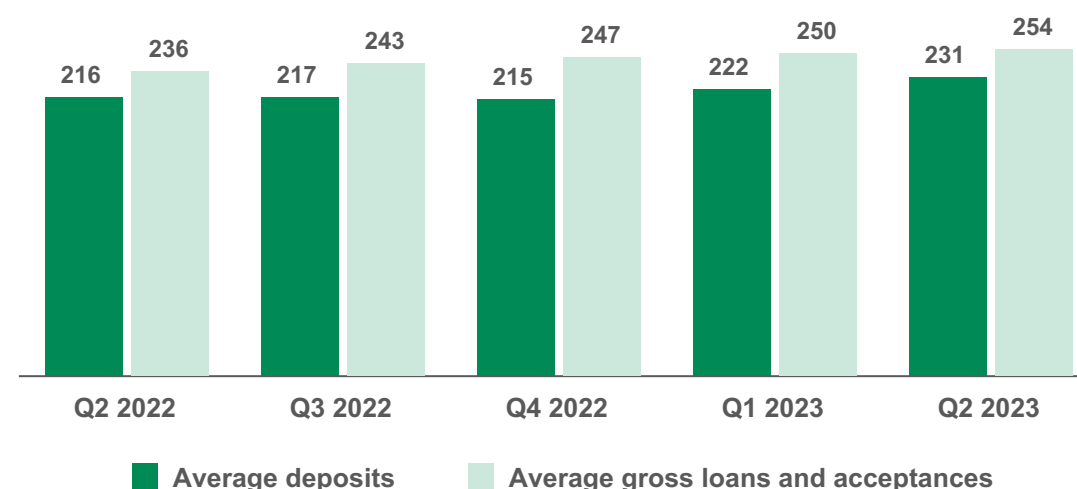
Digital experience (as at June 30, 2023)

• Digital adoption rate retail customers	73.1%
• Number of users of Desjardins Mobile Services app ³	2.5M

SURPLUS EARNINGS BEFORE MEMBER DIVIDENDS (\$M)



AVERAGE GROSS LOANS AND ACCEPTANCES AND DEPOSITS (\$B)²



1. The data have been adjusted to conform to the current period's presentation notwithstanding IFRS 17, which was adopted on January 1, 2023.

2. For more information about supplementary financial measures, see page 4.

3. Number of retail customers having logged in at least once to the Desjardins Mobile Services application in the previous 90 days. The measure is as of the last day of the last quarter.

Wealth Management and Life and Health Insurance

CANADIAN PRESENCE

Wealth Management

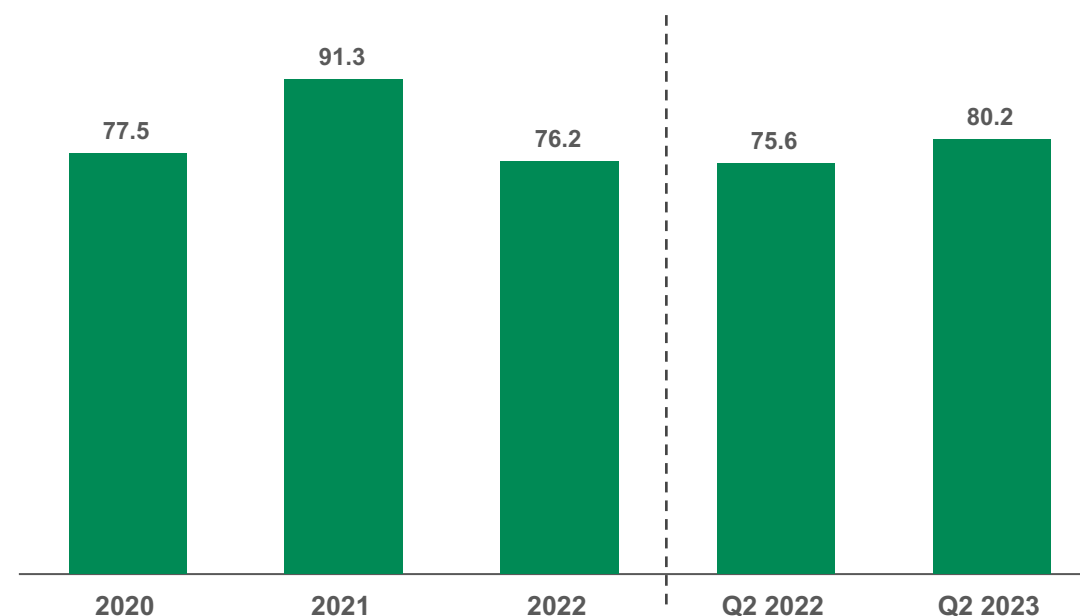
#1 in Québec and **#1** in Canada for market-linked guaranteed investments
(based on 2022 assets under management)

#2 in the "Market Education" category of the Responsible Investment Association's Leadership Awards

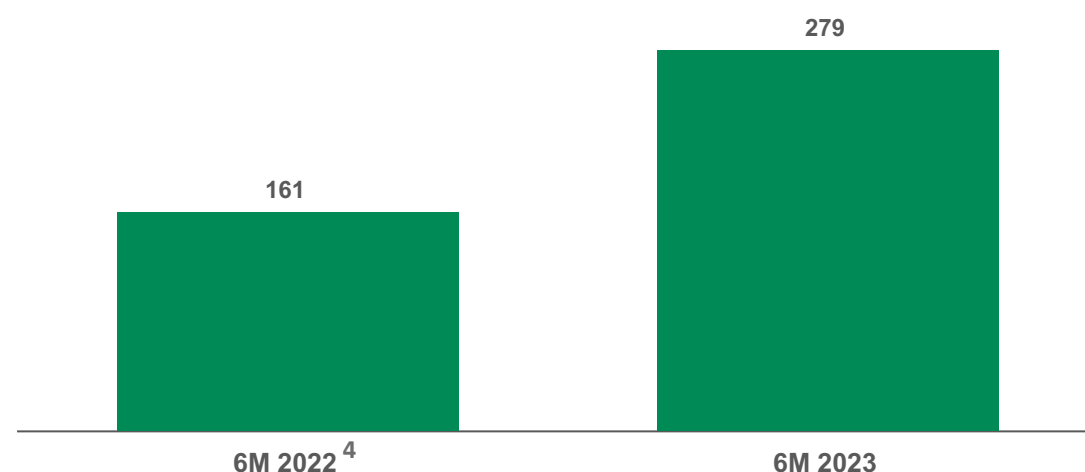
Insurance and Annuity (based on Direct Written Premiums in 2021)

#4 in Québec **#5** in Canada

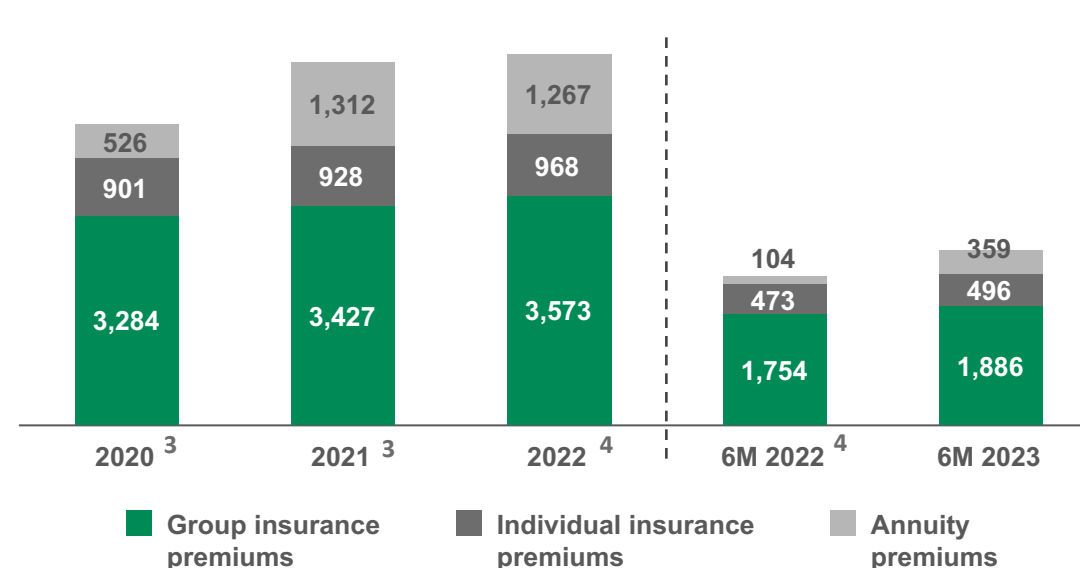
ASSETS UNDER MANAGEMENT (\$B)^{1;2}



NET SURPLUS EARNINGS (\$M)



PREMIUMS (\$M)¹



1. For more information about supplementary financial measures, see page 4.
 2. The Wealth Management segment is primarily responsible for the activities related to assets under management.
 3. In accordance with the standards that were effective before the adoption by Desjardins Group of IFRS 17, "Insurance contracts".
 4. Desjardins Group adopted IFRS 17, "Insurance Contracts," as of January 1, 2023, restating comparative data for fiscal 2022.

Property and Casualty Insurance

CANADIAN PRESENCE

Important Property and Casualty insurer

(based on Direct Written Premiums in 2022)

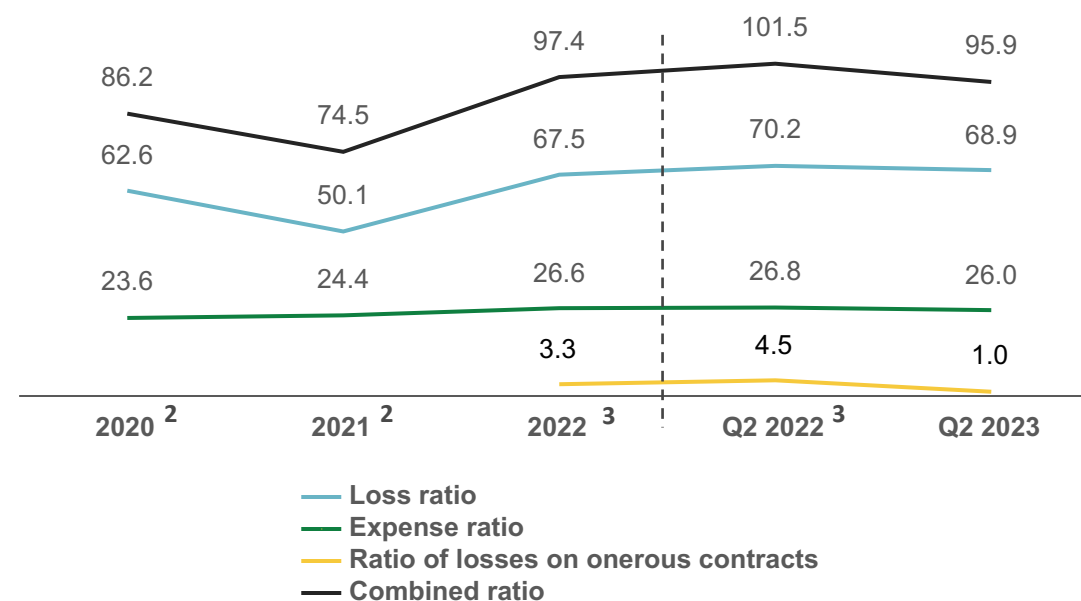
#3 in Canada

#2 in Québec

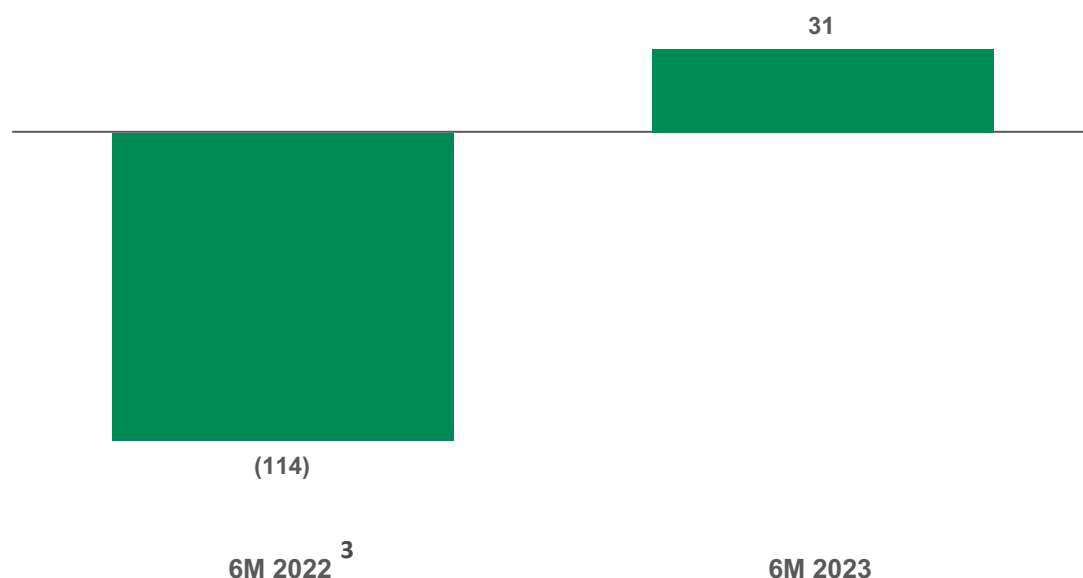
#3 in Ontario

30th consecutive year of underwriting profits

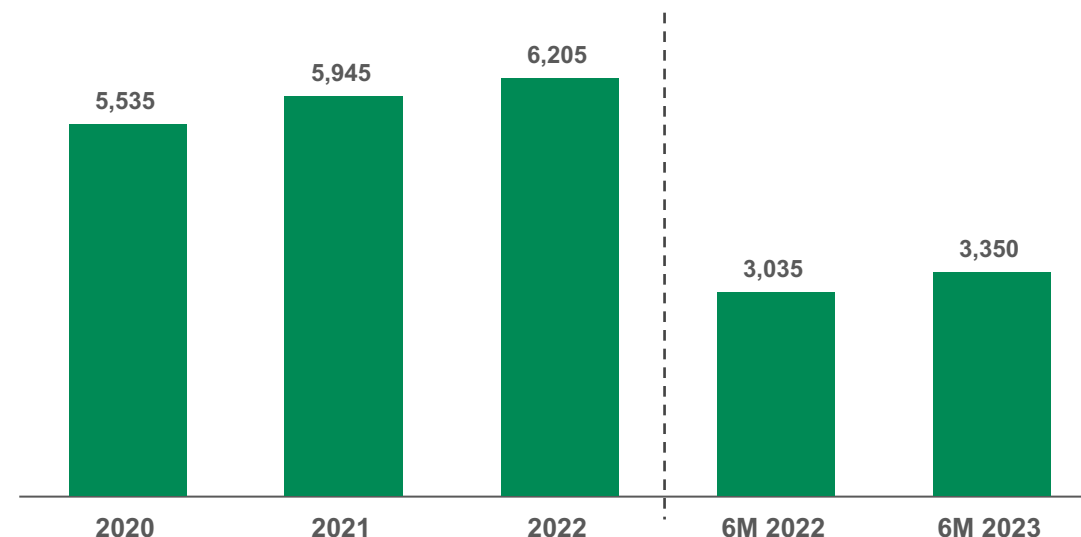
RATIOS (%)¹



NET SURPLUS EARNINGS (DEFICIT) (\$M)



DIRECT WRITTEN PREMIUMS (\$M)⁴

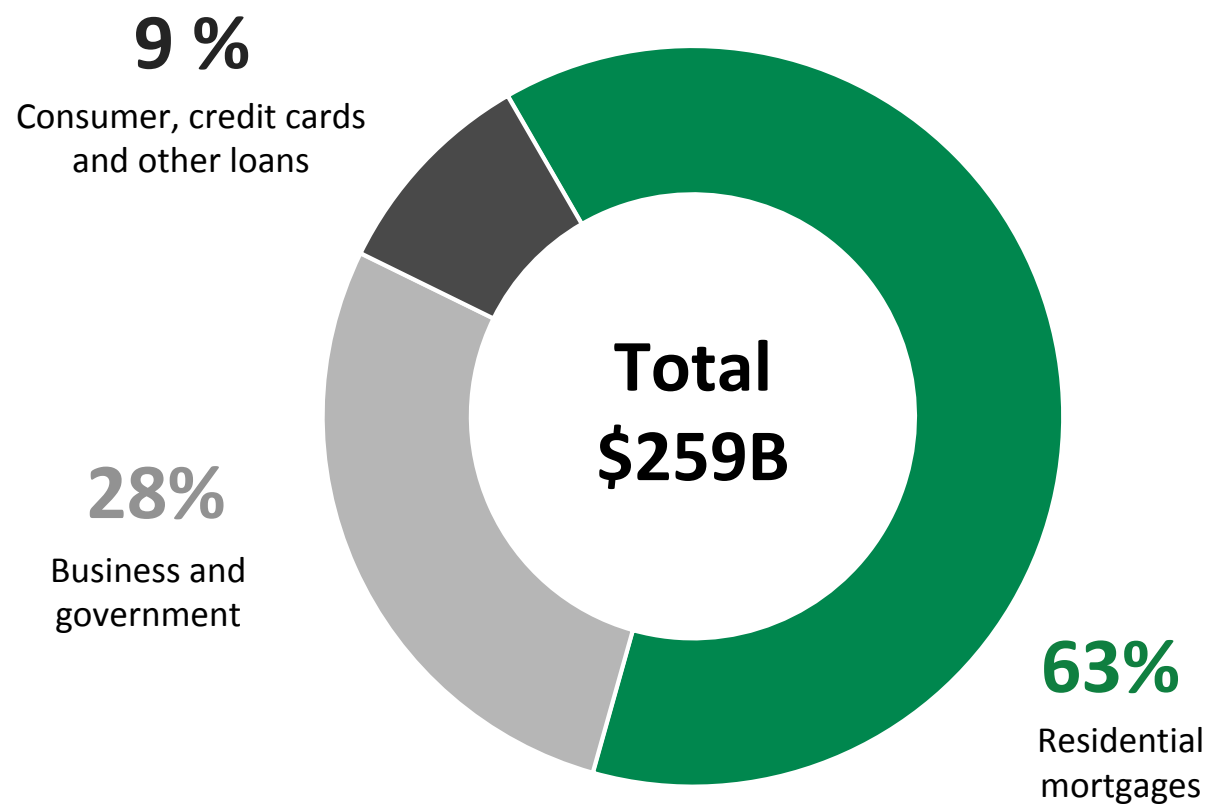


1. For more information about non-GAAP ratios, see page 4.
 2. In accordance with the standards that were effective before the adoption by Desjardins Group of IFRS 17, "Insurance contracts".
 3. Desjardins Group adopted IFRS 17, "Insurance Contracts," as of January 1, 2023, restating comparative data for fiscal 2022.
 4. For more information about supplementary financial measures, see page 4.

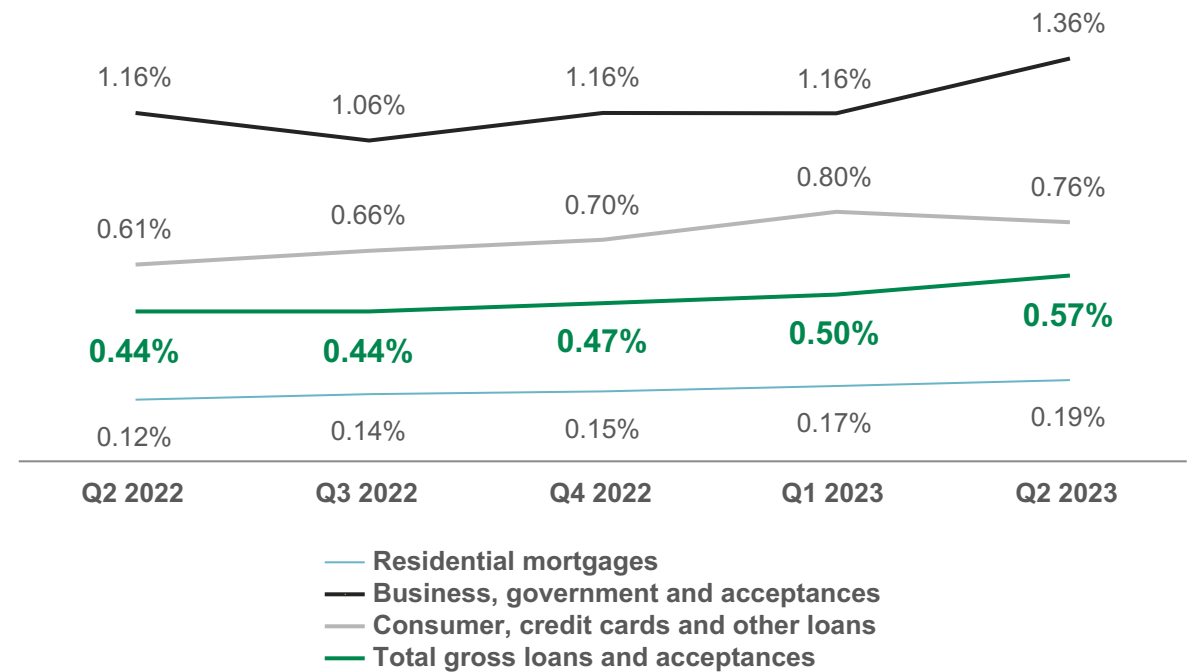
BALANCE SHEET QUALITY

Loan Portfolio

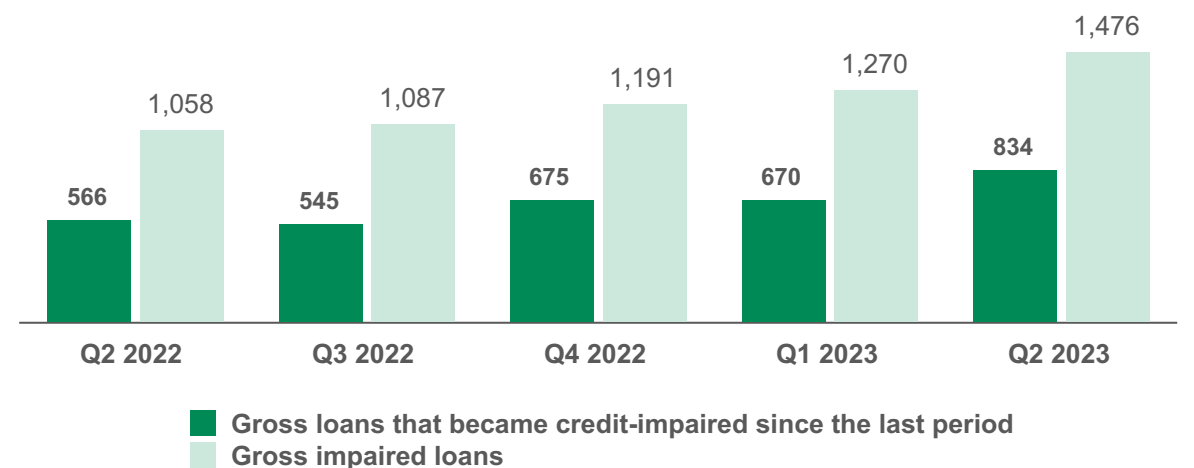
GROSS LOANS AND ACCEPTANCES



GROSS IMPAIRED LOANS RATIO¹



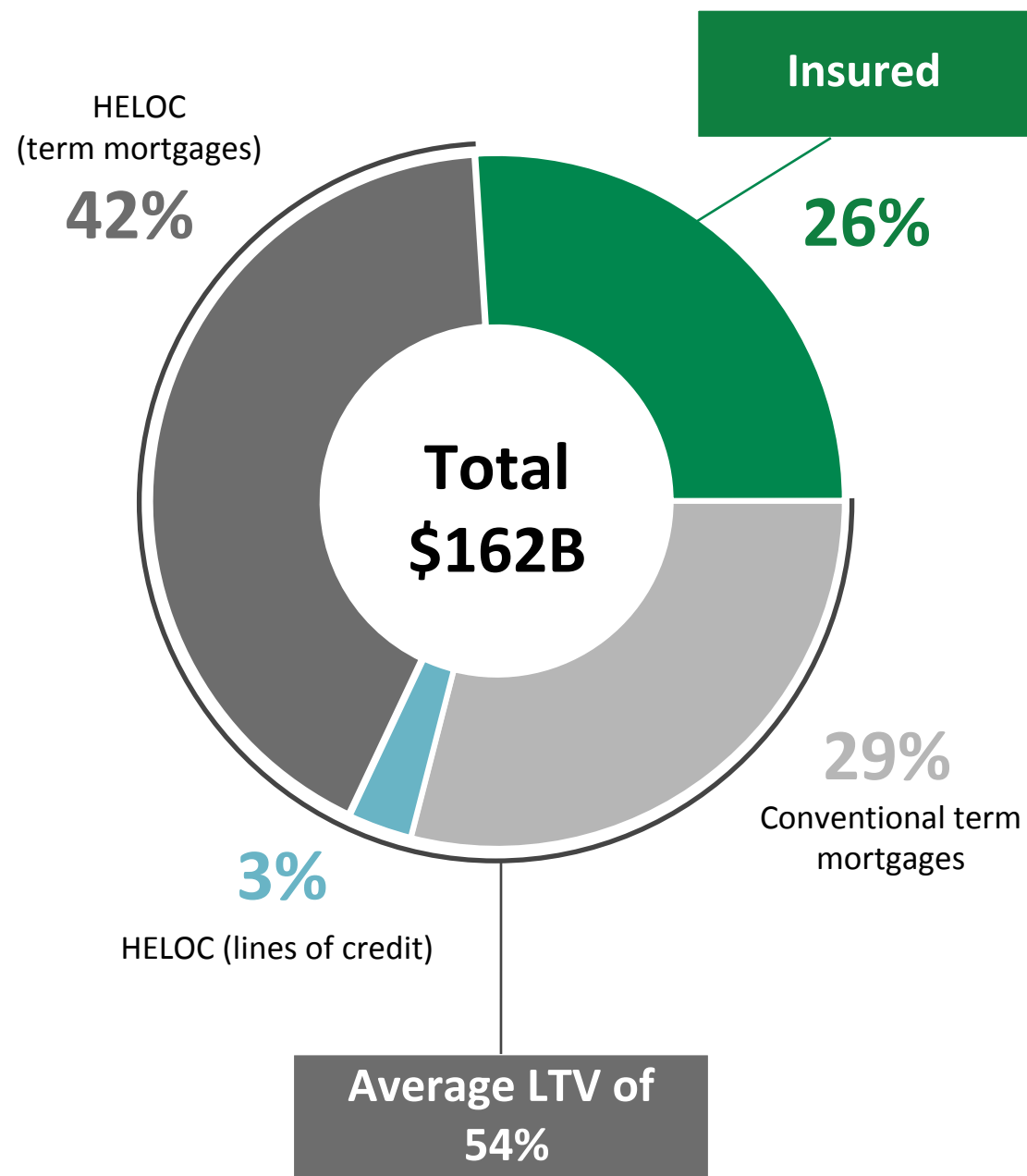
GROSS IMPAIRED LOANS (\$M)



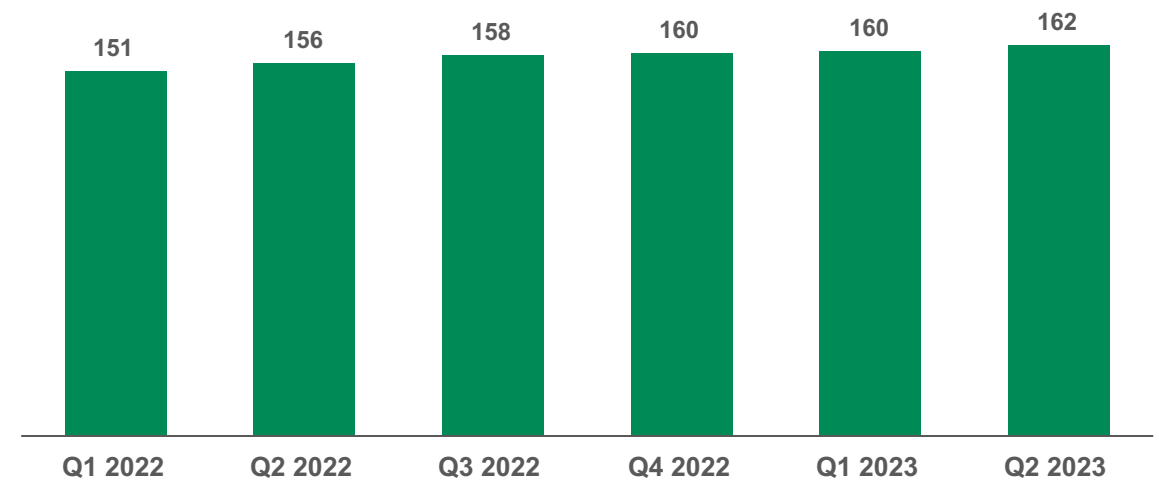
1. For more information about supplementary financial measures, see page 4.

Residential Mortgage Loan Portfolio

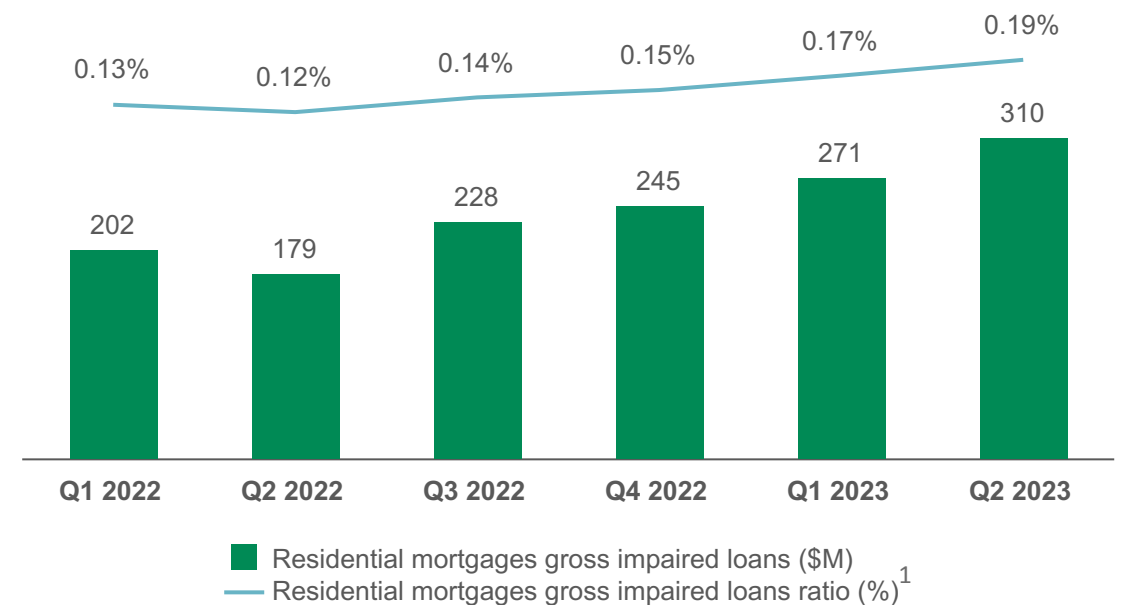
RESIDENTIAL MORTGAGE PORTFOLIO



RESIDENTIAL PORTFOLIO (\$B)



GROSS IMPAIRED LOANS



1. For more information about supplementary financial measures, see page 4.

Business and Government loans

- Portfolio of high quality and well diversified.
- Gross impaired loans ratio of 1.36%.
- Mining, oil and gas represent 1.2% of Business and government loan portfolio.

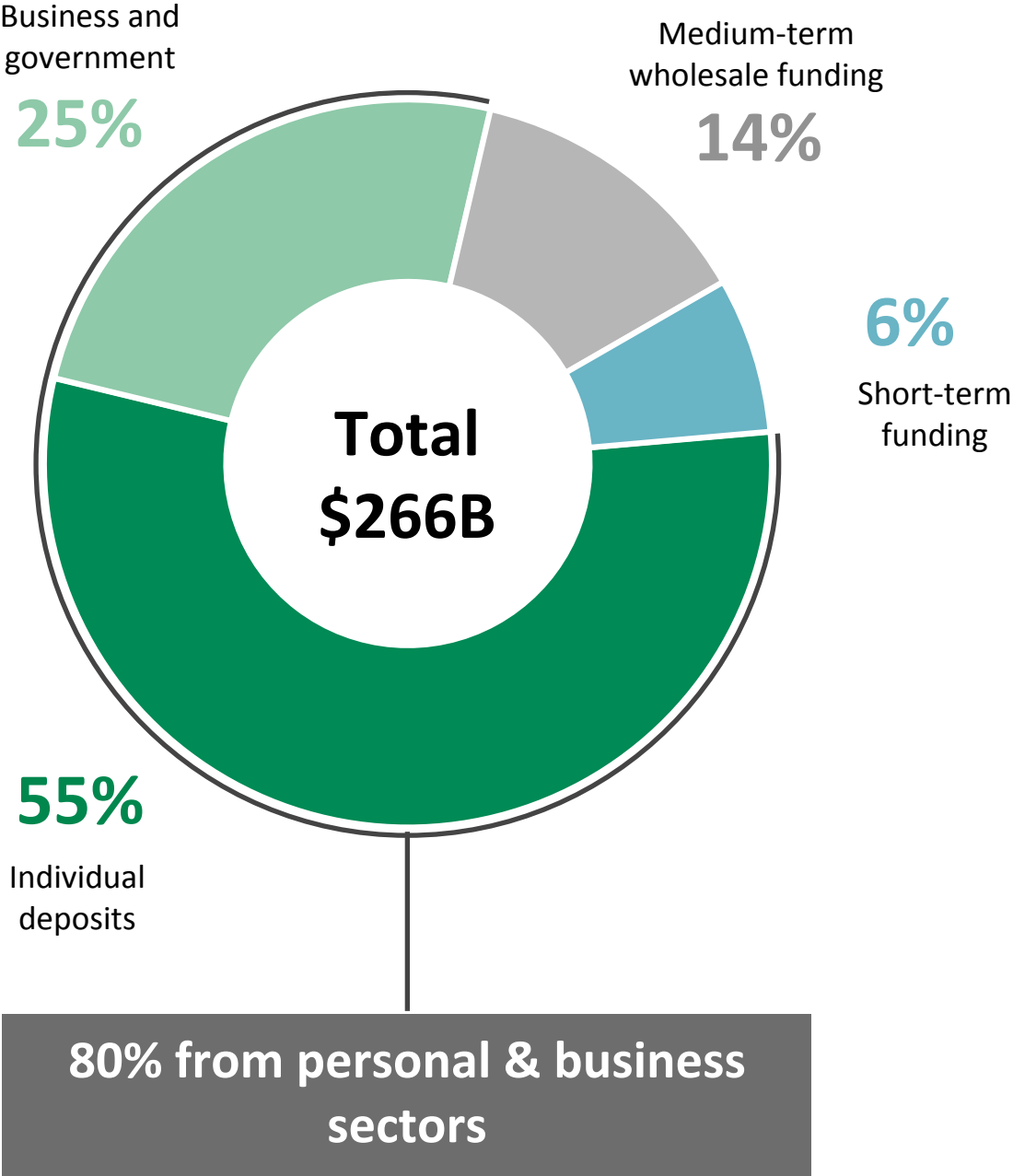
Borrower categories	%	Gross loans	Impaired loans	Gross impaired loans ratio ¹ (%)		
				of portfolio	(\$M)	(\$M)
Real estate	22	16,002	117	0.73	0.51	0.55
Agriculture	16	11,528	244	2.12	1.48	1.40
Construction	11	7,684	141	1.83	1.55	1.74
Manufacturing	8	6,098	172	2.82	2.70	2.79
Retail trade	7	4,775	72	1.51	0.93	0.62
Health care	6	4,294	98	2.28	2.14	1.55
Public agencies	5	3,408	—	—	—	—
Wholesale trade	4	2,690	32	1.19	0.82	0.88
Accommodation	3	2,067	44	2.13	3.25	3.51
Finance and insurance	3	1,822	1	0.05	—	—
Rest of the portfolio and acceptances	15	11,893	60	0.50	0.58	0.74
Total	100	72,261	981	1.36	1.16	1.16

1. For more information about supplementary financial measures, see page 4.

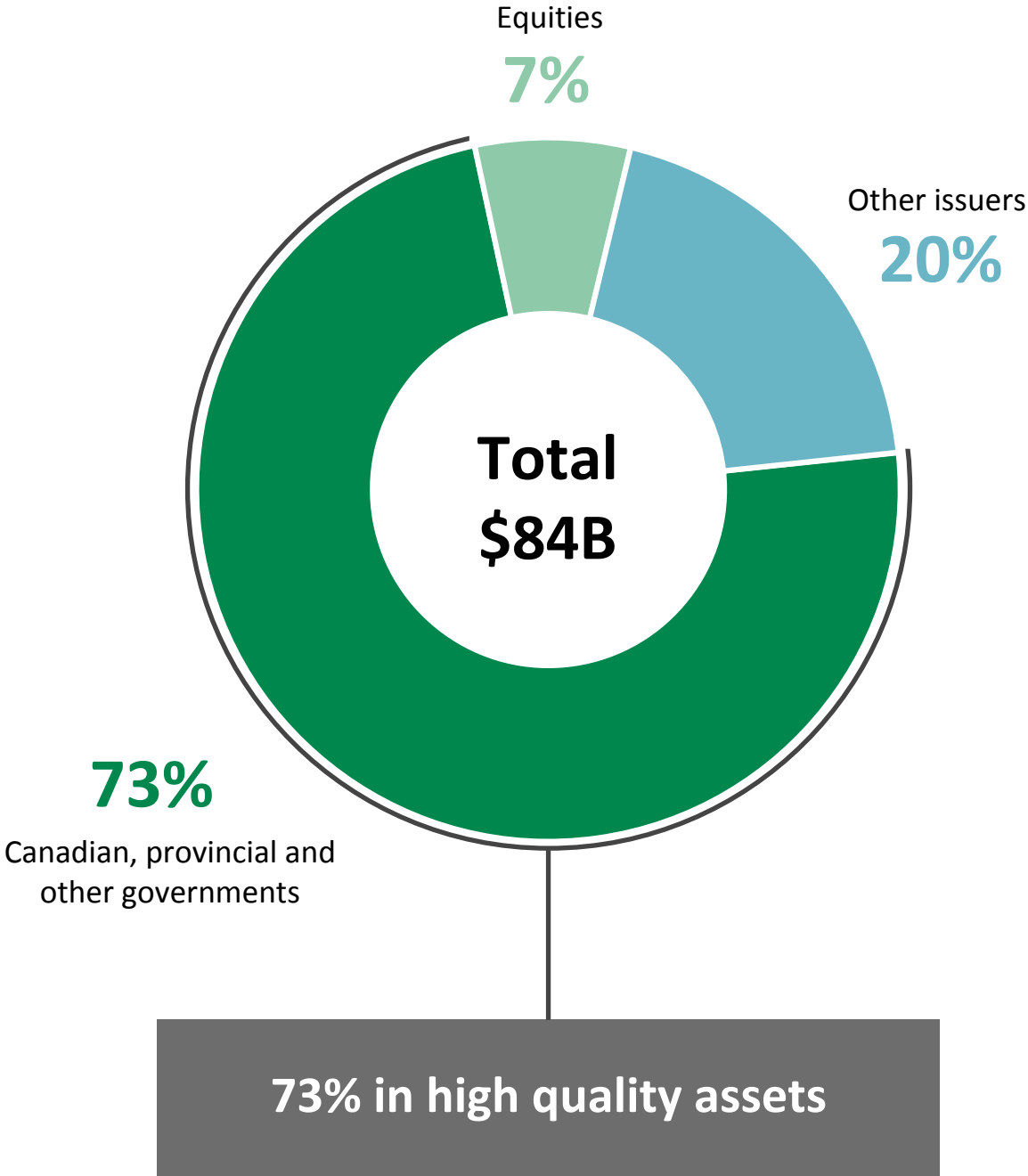
LIQUIDITY and FUNDING

Robust Liquidity Position

TOTAL DEPOSITS



LIQUIDITY PORTFOLIO



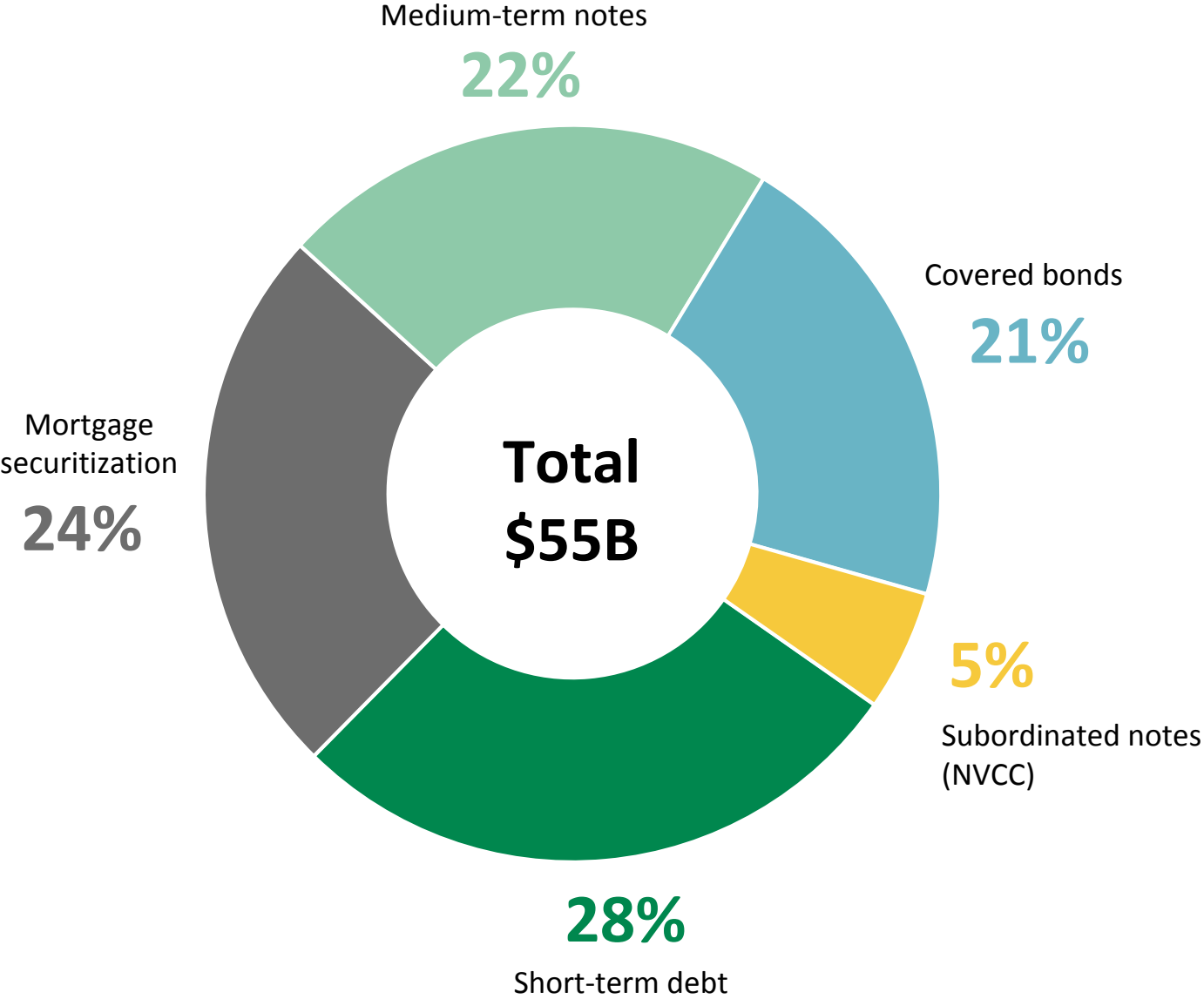
Global Funding Programs

	PROGRAM	CURRENCY	LIMIT
Short-term	Short-term notes – Canada	Canadian	None
	Short-term notes – United States	United States	US\$20B
	Short-term notes – Europe	Multi-currency	€5B
Mid-Long term	Medium-term notes – Canada ¹	Canadian	C\$10B
	Medium-term and subordinated notes ¹	Multi-currency	€10B
	Medium-term notes – Australia ¹	Australian	AU\$3B
	Covered Bonds ¹	Multi-currency	C\$26B
	Securitization program (CMHC)	Canadian	Allocation
	NVCC Subordinated notes ¹	Canadian	C\$5B

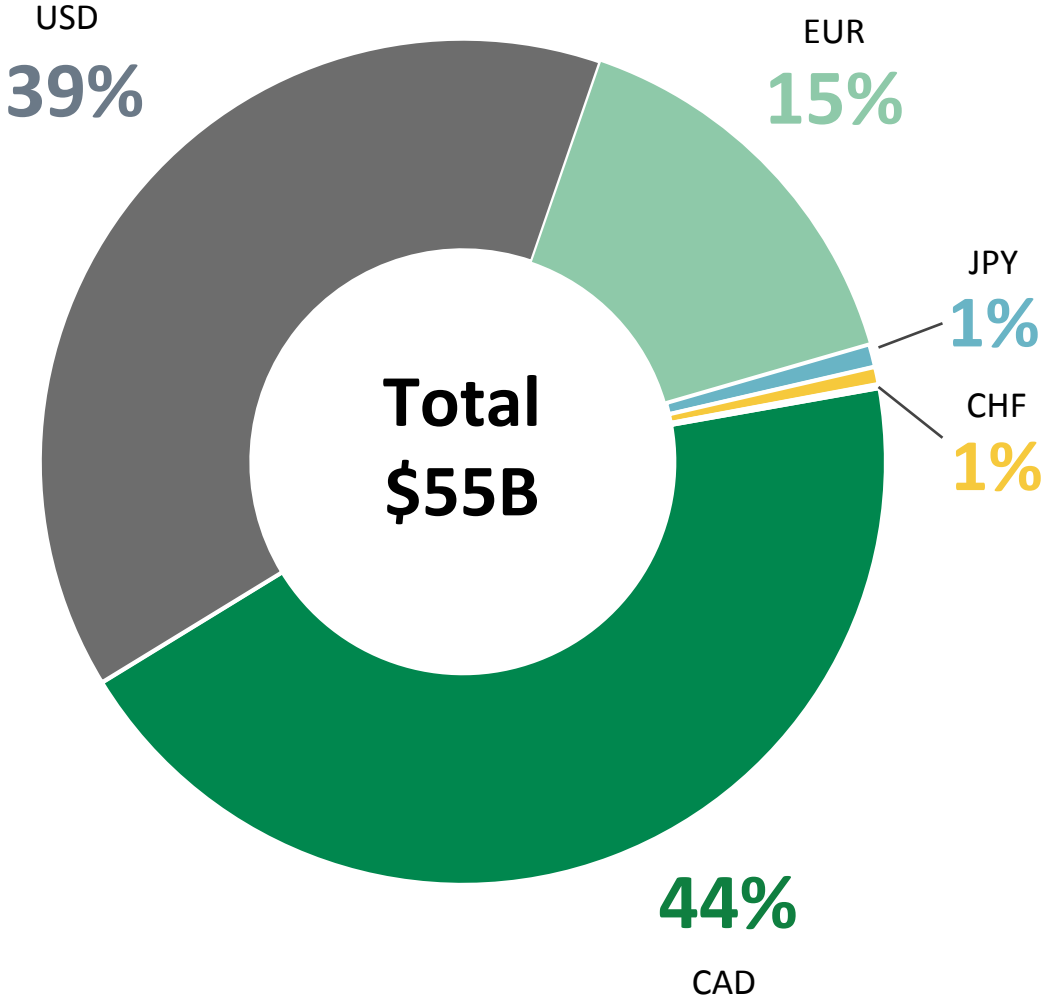
1. Sustainable bonds may be issued under these funding programs in compliance with the Desjardins Sustainable Bond Framework.

Global Funding Programs

BY PROGRAM TYPE

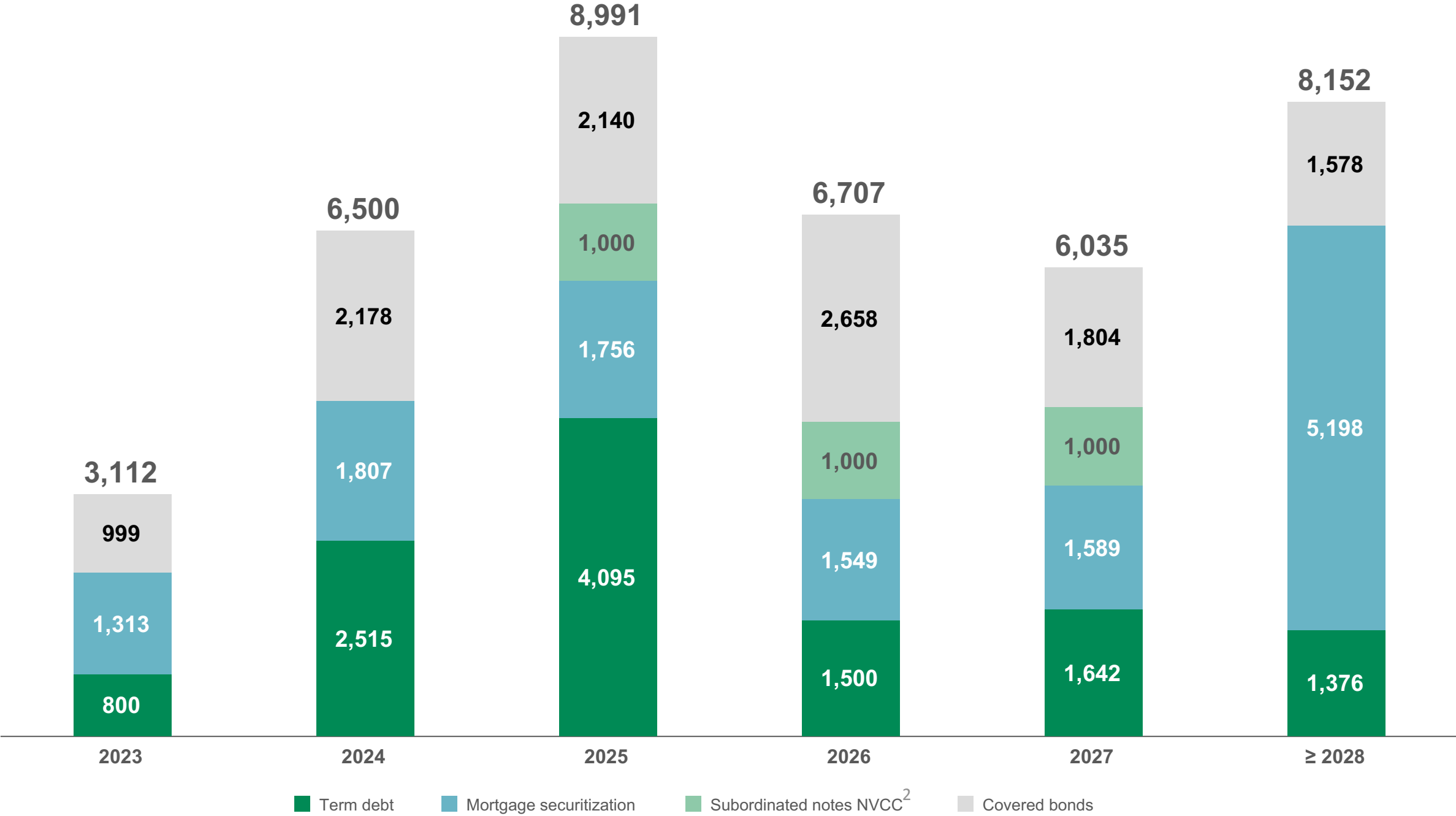


BY CURRENCY



Maturity Profile

In \$M, as at June 30, 2023¹



1. Exchange rate used at the time of issuance of securities.
2. Reflect the Reset Date of each NVCC Subordinate Notes issuance – NVCC Subordinate Notes to mature on the Stated Maturity Date (2030, 2031, 2032, respectively)

CAPITAL

Leading North American Financial Institution

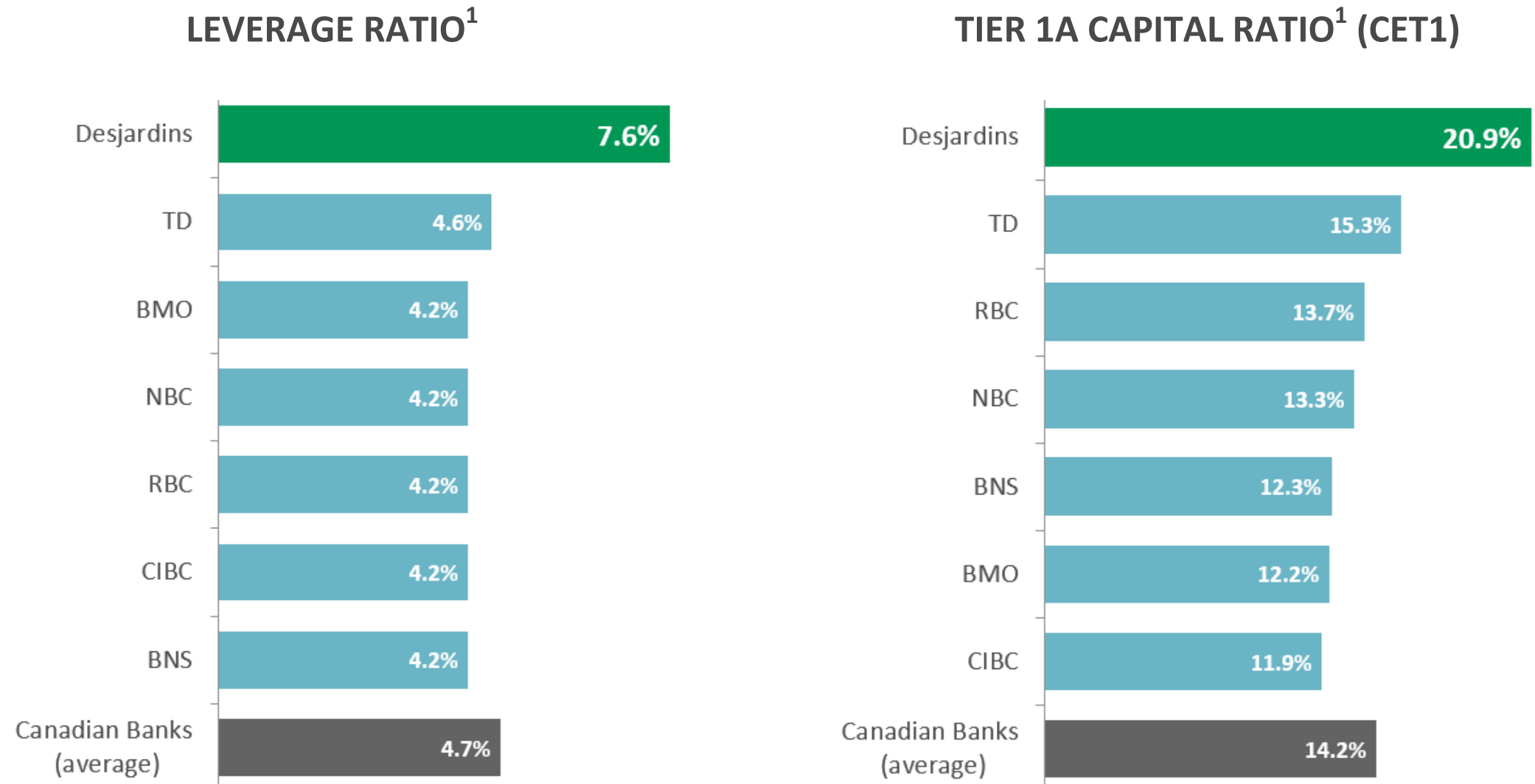
TIER 1A OR COMMON EQUITY TIER 1^{1;2} CAPITAL RATIO (%)



Sources: Financial Reports of Desjardins Group, American Banks and Canadian Banks

1. As at Q2 2023 for Canadian Banks and American Banks. Only American Banks with more than US\$60B of deposits are illustrated.
 2. In accordance with the Capital Adequacy Guideline issued by the AMF.

Leading North American Financial Institution



Total Loss Absorbing Capacity (TLAC) ²	
TLAC Ratio	29.7%
TLAC Leverage Ratio	10.6%

Sources : Financial Reports of Desjardins Group and Canadian Banks

1. In accordance with the Capital Adequacy Guideline issued by the AMF.
 2. In accordance with the "Total Loss Absorbing Capacity Guideline" (TLAC Guideline) issued by the AMF.

ENVIRONMENTAL, SOCIAL and GOVERNANCE (ESG) FACTORS

ESG Highlights

Announced changes to Desjardins Group's governance model by separating the role of Chair of the Board from the role of president and CEO, effective March 2024.

Introduced cash back to encourage companies to invest according to ESG criteria, through a new ESG swap. One of the first of its kind in Canada, this product was applied to a \$125M swap covering Desjardins' portion of the financing for the Paintearth Wind Project in Alberta.

In December 2022, Desjardins Group is pleased to announce a partnership with Export Development Canada (EDC) that will enable the organization to launch a new sustainable financing offer for medium and large export companies. It will grant up to **\$1 billion** over the next three years for projects that aim to reduce greenhouse gas emissions.

Creation of the Equity, Diversity and Inclusion office. For example, the employees have access to opportunities and support through the Empowering Women program and the Immigration Support Center, while the members and clients can benefit from inclusive products and services, like gender affirmation coverage in our group insurance plans.

The Desjardins Foundation contributed to the academic success of nearly **479,000 young people** in 2022, for example by granting scholarships to **3,978 students**.

93% of Desjardins' employees have been trained on sustainability and the integrations of ESG considerations in the activities of a financial institution. **Specific training on climate change** is available on line.



ESG Performance

Committed to the fight against climate change

- By 2025, building a \$2 billion investment portfolio in renewable energy infrastructure (an increase of 66% over 2020)
- Reducing our operational greenhouse gases by 41% by 2025 (2019 baseline) and continuing to offset our operational carbon footprint
- Working with the key suppliers to reduce the carbon footprint of the supply chain
- Installing a network of 500 charging stations for electric vehicles by 2025, in Quebec and Ontario (363 installed at the end of 2022)

Committed to responsible finance and investment

- 1st Canadian financial institution to sign the UN's Principles for Responsible Banking. Also a signatory of the Principles for Sustainable Insurance and the Principles for Responsible Investment.
- Sustainable bond program based on a framework judged to have an "advanced" contribution to sustainability by Moody's MIS
- Forerunner in terms of responsible investing, Desjardins offers a range of investment products made up of securities selected based on specific environmental, social and governance criteria
- Desjardins International Development is present in close to thirty countries to develop inclusive finance

An employer of choice, committed to diversity, equity and inclusion

- Gender parity target at all levels of the organization for 2024
- 4th best employer in the world for women according to Forbes
- Promotion of Indigenous voices and heritage by asking inspiring Indigenous individuals to share their unique and motivating experiences

Committed as a socio-economic leader for its members and clients and their communities

- \$250 million for community development between 2016 and 2024 via the GoodSpark Fund
- Partnership with the École de technologie supérieure to support research and innovation on the circular economy

Partnership and coalition

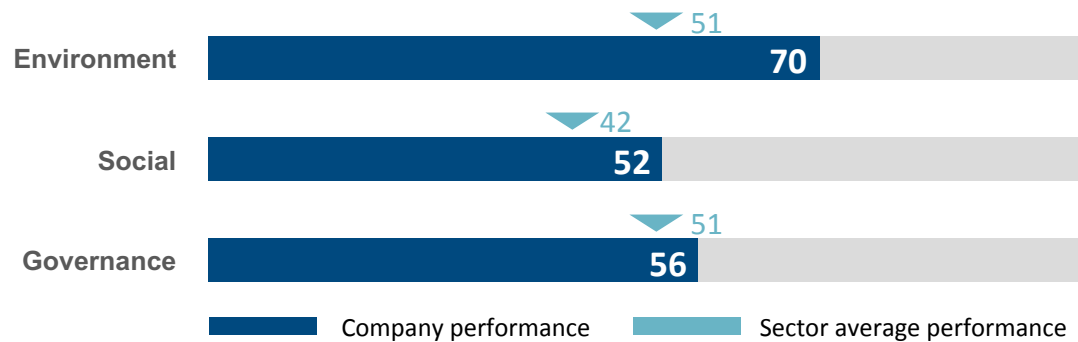
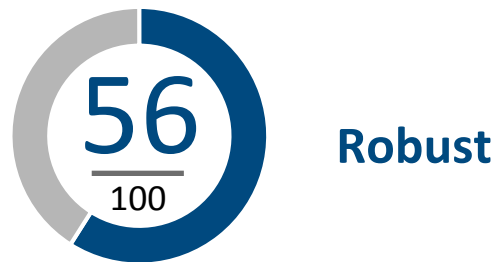


ESG Evaluations



Moody's ESG Solutions ranks Desjardins **1st** among diversified banks in North America.

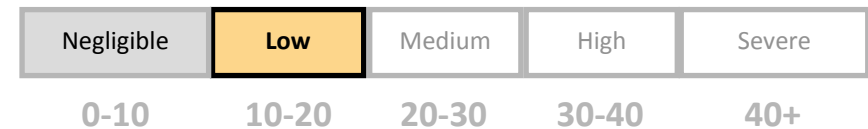
ESG Performance as of May 2023



Sustainalytics ranks Desjardins **1st** among diversified banks in North America.

ESG Risk rating as of June 2023

12.5 Low Risk



MSCI
ESG RATINGS³



ESG Risk rating as of February 2023

1. Moody's ESG Solutions is a business unit of Moody's Corporation that serves the growing global demand for ESG and climate insights. Moody's ESG Solutions is the source of the ESG score above. For more information, visit [Moodys.com/esg-solutions](https://www.moodys.com/esg-solutions).

2. Copyright ©2022 Sustainalytics. All rights reserved. This document contains information developed by Sustainalytics (www.sustainalytics.com). Such information and data are proprietary of Sustainalytics and/or its third party suppliers (Third Party Data) and are provided for informational purposes only. They do not constitute an endorsement of any product or project, nor an investment advice and are not warranted to be complete, timely, accurate or suitable for a particular purpose. Their use is subject to conditions available at <https://www.sustainalytics.com/legal-disclaimers>.

3. MSCI ESG Research provides MSCI ESG Ratings on global public and a few private companies on a scale of AAA (leader) to CCC (laggard), according to exposure to industry-specific ESG risks and the ability to manage those risks relative to peers. Learn more about [MSCI ESG ratings here](#).

Second Party Opinion Overview, and Alignment with the Green & Social Bond Principles

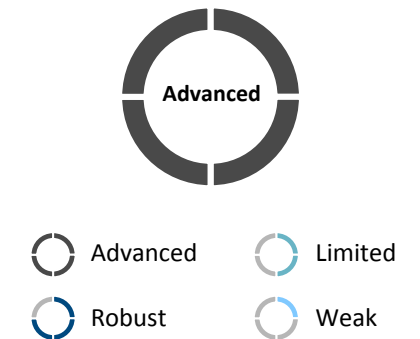


Desjardins Sustainable Bond Framework

In April 2021, Moody’s MIS issued a Second Party Opinion on the sustainability of Desjardins’ Sustainable Bond Framework who is:

- aligned with the four core components the Green Bond Principles (2018) and the Social Bond Principles (2020);
- coherent with Desjardins’ strategic sustainability priorities and sector issues and that it contributes to achieving the Issuer’s sustainability commitments.

Contribution to Sustainability



USE OF PROCEEDS	PROJECT SELECTION AND EVALUATION	MANAGEMENT OF PROCEEDS	REPORTING INDICATORS
<ul style="list-style-type: none"> • Relevant environmental and social benefits are identified and measurable for all Eligible Categories. • The Issuer has committed to transparently communicate the estimated share of refinancing prior to each bond issuance into investors. 	<ul style="list-style-type: none"> • The Issuer reports that it will monitor compliance of selected assets with eligibility and exclusion criteria specified in the Framework throughout the life of the Bond and has provided details on content, frequency, duration and on procedure adopted in case of non-compliance. 	<ul style="list-style-type: none"> • The allocation period is 24 months or less. • The Issuer has provided information on the procedure that will be applied in case of asset ineligibility, divestment, postponement or in case an Eligible Asset (loan) has matured, and it has committed to reallocate divested proceeds to assets that are compliant with the bond framework within 24 months. 	<ul style="list-style-type: none"> • Net proceeds raised from each Desjardins Sustainable Bond. • Aggregate amount of proceeds allocated to each eligible project category. • Allocation by geographic location. • Refinancing versus new financing. • Balance of unallocated proceeds. • Types of temporary unallocated funds placements and uses.

Sustainable bonds support the core of our sustainability strategy, namely exerting our role as a socio-economic leader.

Contact information

INVESTOR RELATIONS

JEAN BLOUIN

Managing Director, Funding and Investor and Rating Agency Relations

1-866-866-7000 ext. 5069604

jean.blouin@desjardins.com

JONATHAN SAUVÉ

Manager, Treasury Management

1-866-866-7000 ext. 5466065

jonathan.sauve@desjardins.com

www.desjardins.com/ca/about-us/investor-relations

Complexe Desjardins, Montréal

