

# Investor fact sheet

2026 – Q1

## Our mission

As a cooperative financial group contributing to the development of communities, we give our members and clients the support they need to be financially empowered.

## Our values

At Desjardins, our values are linked to our cooperative nature. They guide the decisions of our employees, managers and board members. They help boost engagement and serve as a benchmark to inspire our actions and create meaning and common purpose within the organization.

- Money at the service of human development
- Democratic action
- Integrity and rigour
- Solidarity with the community
- Intercooperation

## DESJARDINS IS

**More than 10M** Members and clients

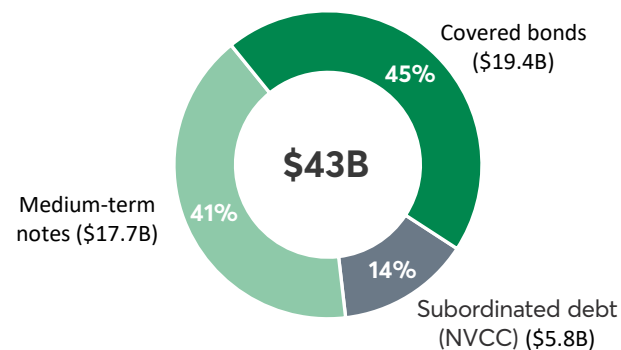
**189** Caisses

**\$638M<sup>1</sup>** Returned to members and community in 2025

## CAPITAL MARKETS PRESENCE

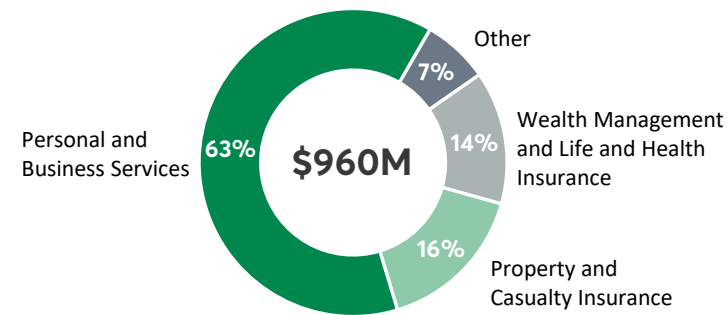
Desjardins Group can issue via the Fédération des caisses Desjardins du Québec (FCDQ), which acts as treasurer to the Desjardins Group. Ticker: CCDJ

### Medium-term wholesale funding sources

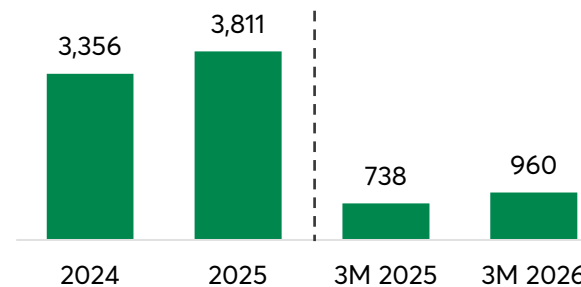


## 2026 SURPLUS EARNINGS (3 months)

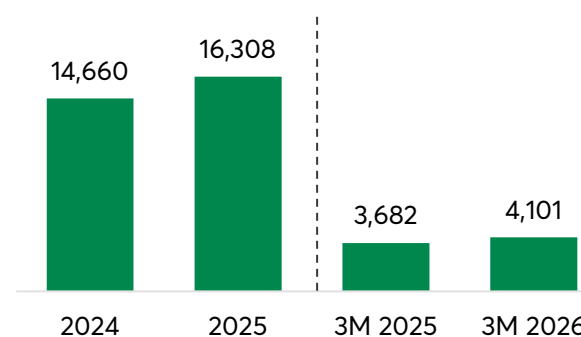
### By business segment



### Surplus earnings (\$M)



## TOTAL NET REVENUE (\$M)



## FINANCIAL STRENGTH

### Capital and TLAC ratios

**23.2%** Tier 1A (CET1)<sup>2</sup>

**36.4%** TLAC<sup>3</sup>

**26.1%** Total<sup>2</sup>

### Credit ratings among the highest

	Moody's	S&P	DBRS	Fitch
Counterparty/Deposits <sup>4</sup>	Aa1	A+	AA	AA+
Covered bonds	Aaa			AAA
Senior medium and long-term debt <sup>5</sup>	A1	A-	AA (low)	AA-
Outlook	Stable	Stable	Stable	Stable

## ESG PERFORMANCE

Rating organization	Sustainalytics	MSCI
Rating	<b>16.2</b> (Low risk)	<b>AAA</b> (Leader)
Position among diversified banks in North America	<b>5<sup>th</sup></b> out of 12	<b>1<sup>st</sup></b> out of 12

## BALANCE SHEET AND INCOME

	Total Assets	Net Loans	Deposits	Net Interest Income (3 months)
<b>Q1 2026</b>	<b>\$524B</b> ↑7%	<b>\$319B</b> ↑8%	<b>\$334B</b> ↑8%	<b>\$2,187M</b> ↑11%
Q1 2025	\$488B	\$296B	\$309B	\$1,967M

## BUSINESS SEGMENTS

### Personal and Business Services

- Caisses in Quebec and Ontario and Desjardins Bank in Florida
- Leading player in consumer loans in Quebec
- Quebec's leader in:
  - Residential mortgages
  - Agricultural credit
  - On-balance sheet personal saving
- 6<sup>th</sup> in Canada in terms of credit card issuance (based on 2024 outstandings)

### Market shares in Quebec<sup>6</sup>

- 40%** Agriculture credit
- 39%** Residential mortgages
- 36%** On-balance sheet personal saving
- 23%** Consumer credit
- 21%** Commercial & Industrial credit

### Wealth Management and Life and Health Insurance

**1<sup>st</sup>** in Quebec and Canada for market-linked guaranteed investments<sup>7</sup>

### Insurance and Annuity

**1<sup>st</sup>** independent distributor in Canada for life insurance products<sup>8</sup>

**2<sup>nd</sup>** life and health insurer in Quebec and

**5<sup>th</sup>** in Canada<sup>9</sup>

**\$6.5B<sup>1</sup>** direct written premiums

### Property and Casualty Insurance

**\$8.0B<sup>1</sup>** of direct written premiums, ranked among the top 3 property and casualty insurers in Canada

### Individual insurance

**2<sup>nd</sup>** in Canada<sup>10</sup>

**2<sup>nd</sup>** in Quebec<sup>10</sup>

**3<sup>rd</sup>** in Ontario<sup>10</sup>

**33<sup>rd</sup>** Consecutive year of positive insurance service result

## DIGITAL EXPERIENCE

**2.7M**

Number of monthly users of **Desjardins Mobile Services app**

**73%**

Monthly digital adoption rate<sup>11</sup> of retail customers, **an increase of 1.5 p.p. compared to Q1 2025**



## RECOGNITION

### The Banker

Desjardins Group has been named Canada's Bank of the Year

### Forbes

Desjardins Group named one of the World's Best Banks and among the best employers in Canada

### Mediacorp Canada

One of Canada's top employers

### LinkedIn

Ranked 2<sup>nd</sup> on the top 25 places to work in Canada

We use the strength of cooperation to provide our members with a wide range of financial services, and to contribute to the economic and social development of their communities.

### Contact us

#### Head Office

100, Des Commandeurs Street  
Lévis (Quebec)  
Canada G6V 7N5

#### Investor Relations

[www.desjardins.com/ca/about-us/investor-relations](http://www.desjardins.com/ca/about-us/investor-relations)

#### Victoria Rouleau

Senior Advisor  
1-866 866-7000 ext. 5558656  
[victoria.a.rouleau@desjardins.com](mailto:victoria.a.rouleau@desjardins.com)

#### Financial results publication

Q2 2026 – August 12, 2026  
Q3 2026 – November 12, 2026

1. For more information on non-GAAP financial measures and supplemental financial measures, see "Non-GAAP and other financial measures", of Desjardins Group's 2025 annual MD&A which is available on the SEDAR+ website at [www.sedar.ca](http://www.sedar.ca) (under the Fédération des caisses Desjardins du Québec profile). Non-GAAP financial measures used by Desjardins Group, and which do not have a standardized definition, are not directly comparable to similar measures used by other companies and may not be directly comparable to any GAAP measures .
2. In accordance with the *Capital Adequacy Guideline* issued by the AMF.
3. In accordance with the *Total Loss Absorbing Capacity Guideline* (TLAC Guideline) issued by the AMF.
4. Represents Moody's long-term deposit rating and counterparty risk rating, S&P's issuer credit rating, DBRS's long-term deposit rating and Fitch's long-term deposit rating.
5. Includes senior medium- and long-term debt issued which qualifies for the recapitalization (bail-in) regime applicable to Desjardins Group.
6. These market shares were compiled and estimated as at September 30, 2025, according to a methodology developed by Desjardins and based on several external sources, including: the Bank of Canada, Statistics Canada and Investor Economics.
7. Based on assets under management in 2024, published by Investor Economics in the spring of 2025.
8. According to the April 2025 *Insurance Report*, published by Investor Economics, and based on the annualized new premiums issued in 2024.
9. Based on direct written premiums in 2024, published by MSA Research in March 2025.
10. Based on direct written premiums in 2025, published by MSA Research in March 2026.
11. Proportion of retail customers having logged in at least once to the Desjardins Mobile Services application during the month of March 2026. The measure is as of the last day of the month.

All figures are as of March 31, 2026, unless otherwise specified.