

Investor fact sheet

2025 – Q1

Our mission

As a cooperative financial group contributing to the development of communities, **we give our members and clients the support they need to be financially empowered.**

Our values

At Desjardins, our values are linked to our cooperative nature. They guide the decisions of our employees, managers and board members. They help boost engagement and serve as a benchmark to inspire our actions and create meaning and common purpose within the organization.

- Money at the service of human development
- Personal commitment
- Democratic action
- Integrity and rigour
- Solidarity with the community
- Intercooperation

DESJARDINS IS

7.8M Members and clients
(as at December 31, 2024)

587 Services centers

1,303 ATMs

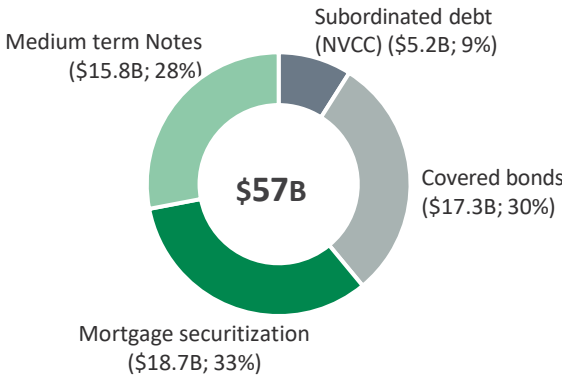
199 Caisses

\$557M¹ Returned to members and community in 2024

CAPITAL MARKETS PRESENCE

Desjardins Group can issue via the Fédération des caisses Desjardins du Québec (FCDQ), which acts as treasurer to the Desjardins Group. Ticker: CCDJ

Long-term wholesale funding sources

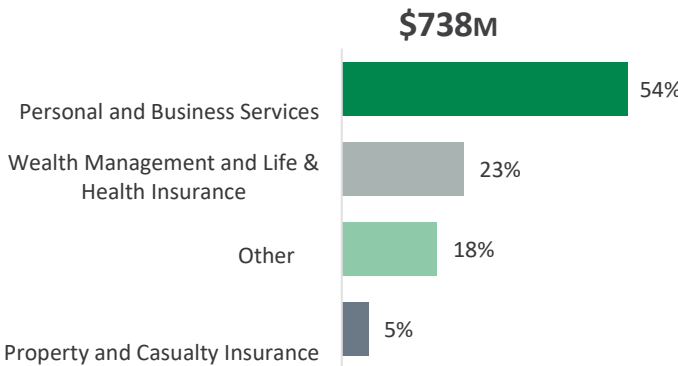


BALANCE SHEET AND INCOME

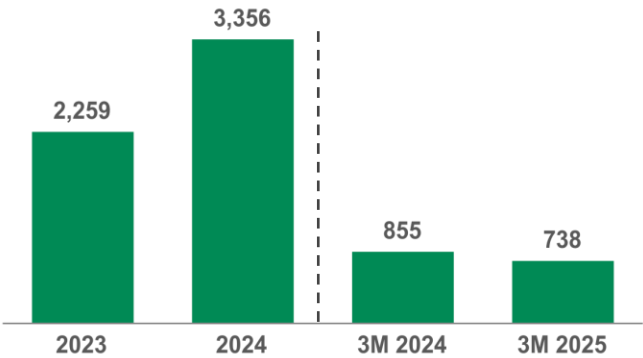
	Total Assets	Net Loans	Deposits	Net Interest Income
Q1 2025	\$488B ▲ 12%	\$296B ▲ 10%	\$309B ▲ 10%	\$1,967M ▲ 14%
Q1 2024	\$436B	\$269B	\$281B	\$1,733M

2025 SURPLUS EARNINGS

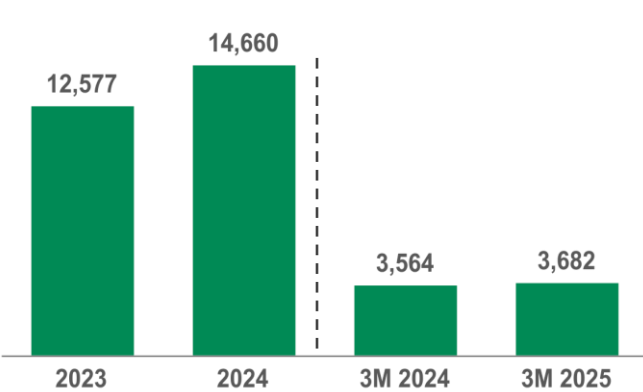
By Business segment



Surplus earnings (\$M)



TOTAL NET REVENUE (\$M)



FINANCIAL STRENGTH

Capital and TLAC ratios

22.4% Tier 1A (CET1)²

7.6% Leverage ratio²

33.1% TLAC³

25.3% Total²

Credit ratings among the highest

	Moody's	S&P	DBRS	Fitch
Contreparty/Deposits ⁴	Aa1	A+	AA	AA
Covered bonds	Aaa			AAA
Senior medium and long-term debt ⁵	A1	A-	AA (low)	AA-
Outlook	Stable	Stable	Stable	Stable

ESG PERFORMANCE

Rating organization	Sustainalytics	MSCI
Rating	13.6 (Low risk) As at December 2024	AAA (Leader) As at December 2024
Position among diversified banks in North America	1 st out of 20	3 nd out of 13

All figures are as of March 31, 2025, unless otherwise specified.

BUSINESS SEGMENTS

(As of December 31, 2024)

Personal and Business Services

- Caisses in Quebec and Ontario and Desjardins Bank in Florida
- Leading player in consumer loans in Quebec
- Quebec’s leader in:
 - Residential mortgages
 - Agricultural credit
 - On-balance sheet personal saving
- 5th in Canada in terms of credit card issuance (Based on 2023 outstandings)

Market shares in Quebec⁶

- 42%** Agriculture credit
- 39%** Residential mortgages
- 36%** On-balance sheet personal saving
- 26%** Consumer credit
- 21%** Commercial & Industrial credit

Wealth Management and Life and Health Insurance

1st in Quebec and Canada for market-linked guaranteed investments⁷

Insurance and Annuity

1st independent distributor in Canada⁸

2nd life and health insurer in Quebec and

5th in Canada⁹

\$6.9B¹ Direct Premiums Written

Property and Casualty Insurance

2nd in Quebec⁹

3rd in Ontario⁹

3rd in Canada⁹

\$7.6B¹ Direct Premiums Written

32nd Consecutive year of positive insurance service result.

DIGITAL EXPERIENCE



2.6M

Number of users of **Desjardins Mobile Services** app¹⁰

71.2%

Digital adoption rate retail customers, **an increase of 0.27 p.p. compared to Q1 2024**

Recognition

Forbes

Desjardins Group named one of the World’s Best Banks;
Desjardins Group stands out as the only financial institution in Forbes magazine’s top 15 best employers in Canada

Structured Retail Products

Best house, Capital Protection in Americas

JD Power

Desjardins online brokerage, **2nd** rank for the satisfaction of independent invertors

World Coop Monitor

6th largest financial cooperative group in the world

We use the strength of cooperation to provide our members with a wide range of financial services, and to contribute to the economic and social development of their communities.

Contact us

Head Office
100, Des Commandeurs Street
Lévis (Quebec)
Canada G6V 7N5

Investor Relations
www.desjardins.com/ca/about-us/investor-relations/

Jean Blouin, Managing Director
1-866 866-7000 ext. 5069604
jean.blouin@desjardins.com

Financial results publication

Q2 2025 – August 12, 2025

Q3 2025 – November 12, 2025

Q4 2025 – February 24, 2026

1. For more information on non-GAAP financial measures and supplemental financial measures, see “Non-GAAP and other financial measures”, of Desjardins Group’s 2024 annual MD&A which is available on the SEDAR+ website at www.sedarplus.com (under the *Fédération des caisses Desjardins du Québec* profile). Non-GAAP financial measures used by Desjardins Group, and which do not have a standardized definition, are not directly comparable to similar measures used by other companies and may not be directly comparable to any GAAP measures .
2. In accordance with the *Capital Adequacy Guideline* issued by the AMF.
3. In accordance with the *Total Loss Absorbing Capacity Guideline* (TLAC Guideline) issued by the AMF.
4. Represents Moody's long-term deposit rating and counterparty risk rating, S&P's issuer credit rating, DBRS's long-term deposit rating, and Fitch's long-term issuer default rating, long-term deposit rating and derivative counterparty rating.
5. Includes senior medium- and long-term debt issued which qualifies for the recapitalization (bail-in) regime applicable to Desjardins Group.
6. These market shares were compiled and estimated as at September 30, 2024, according to a methodology developed by Desjardins and based on several external sources, including: the Bank of Canada, Statistics Canada and Investor Economics.
7. Based on assets under management in 2023, published by Investor Economics in the spring of 2024.
8. According to the June 2024 Insurance Report, published by Investors Economics, and based on the annualized new premiums issued in 2023.
9. Based on direct Premiums Written in 2024, published by MSA Research in March 2025.
10. Number of retail customers having logged in at least once to the Desjardins Mobile Services application during the month of March 2025. The measure is as of the last day of the month.